
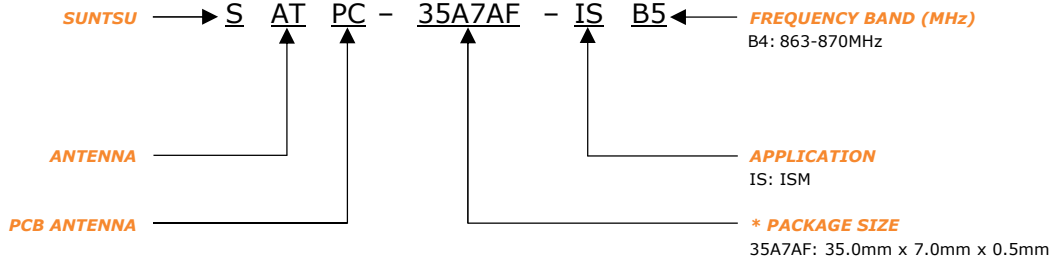


FEATURES	APPLICATIONS
<ul style="list-style-type: none"> - ISM Band - PCB Type - Stable And Reliable Performance - 863-870MHz - Compact Size With Efficient Reception 	<ul style="list-style-type: none"> - Industrial Monitoring And Control - IOT Applications - Smart Meters - Wireless Alarm And Security System



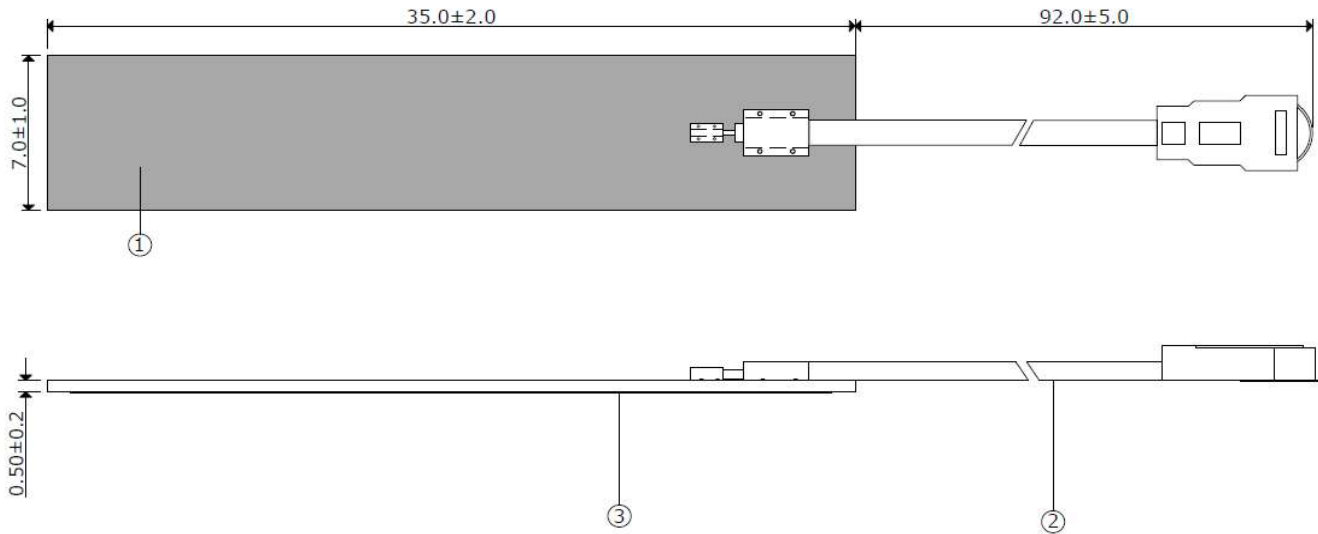
PART NUMBERING GUIDE



* Where letters denote decimal location A=.0, B=.1, C=.2, etc. Ex: B5=0.15, 3A5=3.05, 9A=9.0
 To customize your parameters, contact a Suntsu representative.

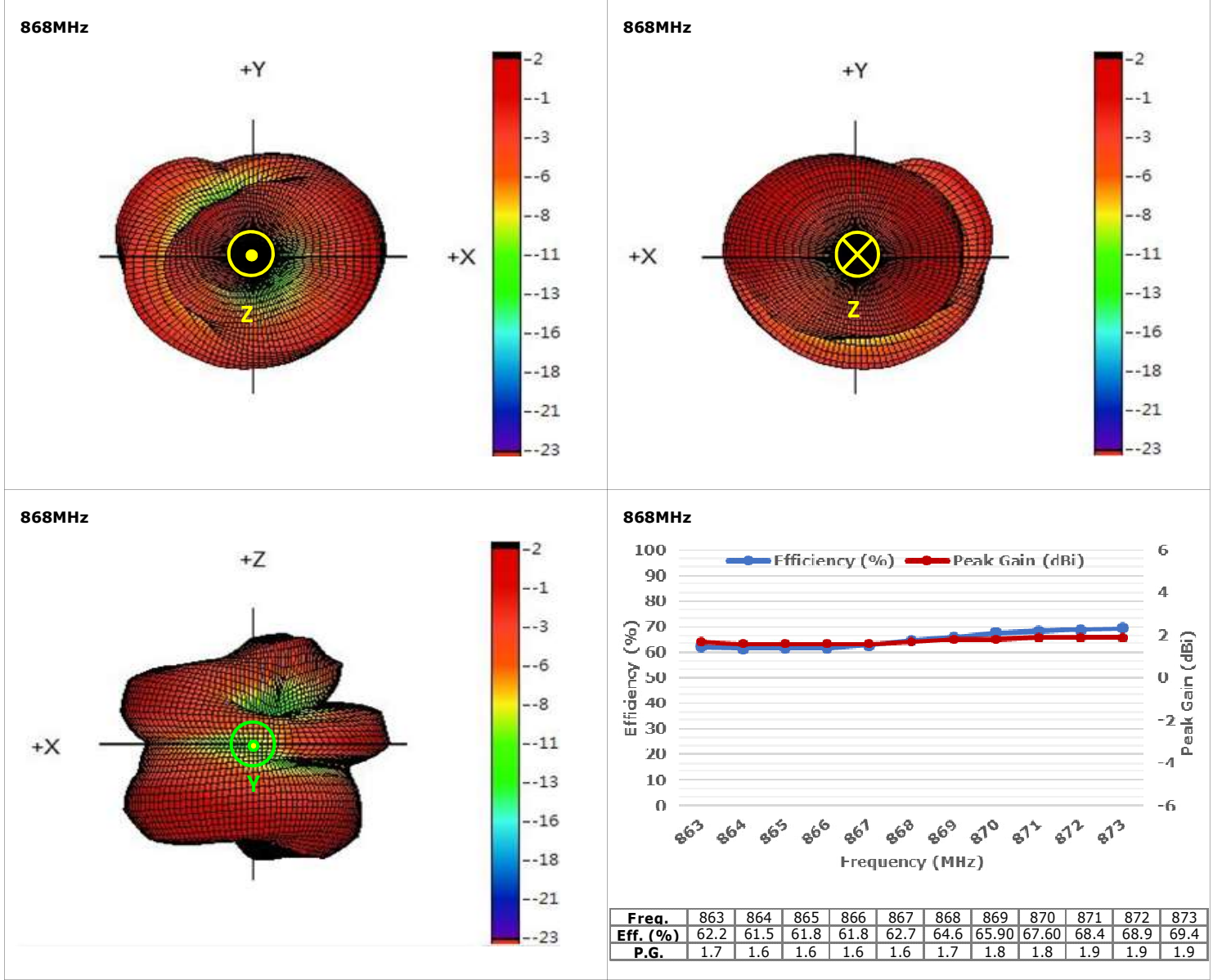
ELECTRICAL PARAMETERS (At 25°C)	UNITS	MIN.	TYP.	MAX	REMARKS
Frequency Band	MHz	863		870	
Impedance	Ω		50		
Polarization			Linear		
Peak Gain	dBi		1.7		At 868MHz
Efficiency	%		65		At 868MHz
VSWR				2	At Center Frequency
Operating Temperature	°C	-40		85	

OUTLINE DRAWING (NOTE: All dimensions are in millimeters [mm], unless otherwise noted. Drawings are not to scale.)

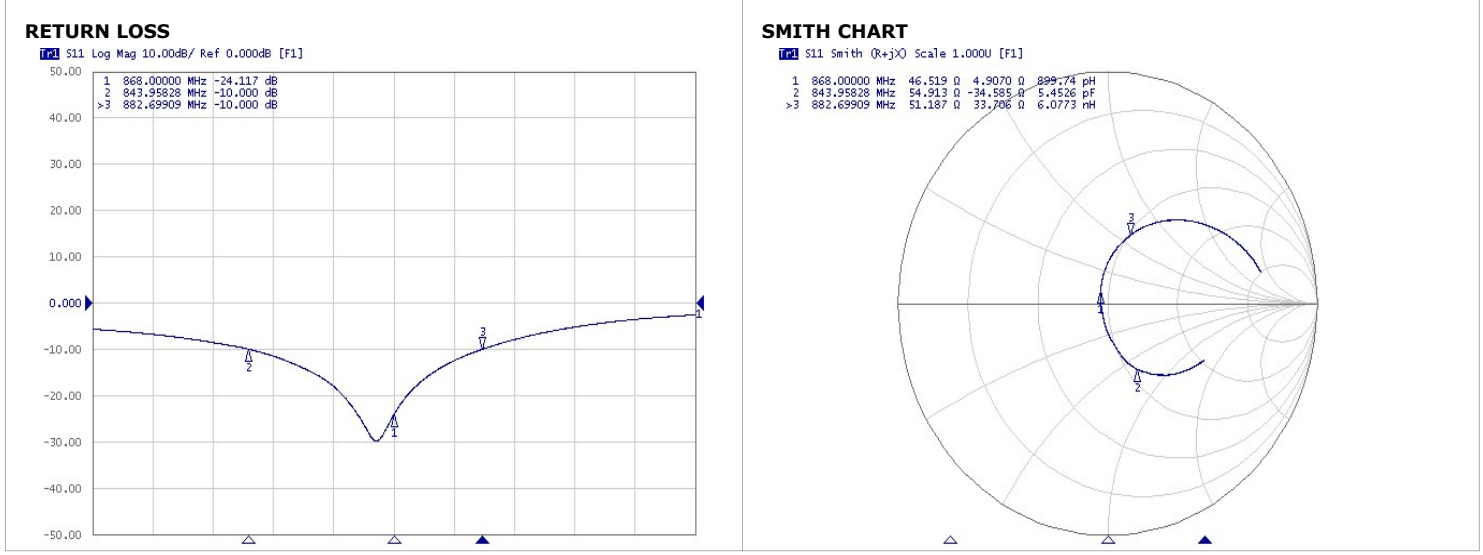


Item	Material
1	FR4 PCB
2	IPEX Connector and Cable with OD of 1.13
3	Adhesive Tape

3D RADIATION PATTERN (UNIT: dBi) AND EFFICIENCY vs FREQUENCY



ELECTRICAL TEST



ENVIRONMENTAL & MECHANICAL SPECIFICATIONS

High Temperature Test	85°C for 500 hours, and then to normal temperature/humidity for 24hours.
Low Temperature Test	-30°C for 500 hours, and then to normal temperature/humidity for 24hours.
Humidity Test	85°C / 90-95% for 96 hours, and then to normal temperature/humidity for 24hours.
Thermal Shock Test	-30°C for 30 min and +85°C for 30 min. 5 cycles, then expose to normal temperature/humidity for 24 hours or more.
Vibration Test	5 to 200 to 5Hz, swept in 10min, 4.5G at max(2mm amplitude), in X and Y directions for 2 hours each and in Z direction for 4 hours.