

FEATURES	APPLICATIONS
<ul style="list-style-type: none"> ±20ppm (Frequency Stability) Available CMOS RoHS Compliant Programmed Oscillator Wide Frequency Range 	<ul style="list-style-type: none"> Ethernet (10G/40G/100G) Base Stations Wi-Fi DSL/ADSL Communications



PART NUMBERING GUIDE

SUNTSU QUICK TURN OSC → **SQG 32 C 3 A 48 1 - 25.000M** ← **FREQUENCY (MHz)**

3.2mm x 2.5mm → **TRI-STATE (ENABLE/DISABLE)**
 BLANK: NO CONNECTION
 1: Pin 1

CMOS → **SUPPLY VOLTAGE**
 2: 2.5V±5%
 3: 3.3V±5%

FREQUENCY STABILITY
 A: ±50ppm
 B: ±30ppm
 C: ±25ppm
 *D: ±20ppm

OPERATING TEMPERATURE RANGE
 07: 0°C to +70°C
 16: -10°C to +60°C
 17: -10°C to +70°C
 27: -20°C to +70°C
 38: -30°C to +85°C
 48: -40°C to +85°C

Cage Code: 4GUT4
 To customize your parameters contact a Suntsu representative.
 * For frequency stability option D contact a Suntsu representative.

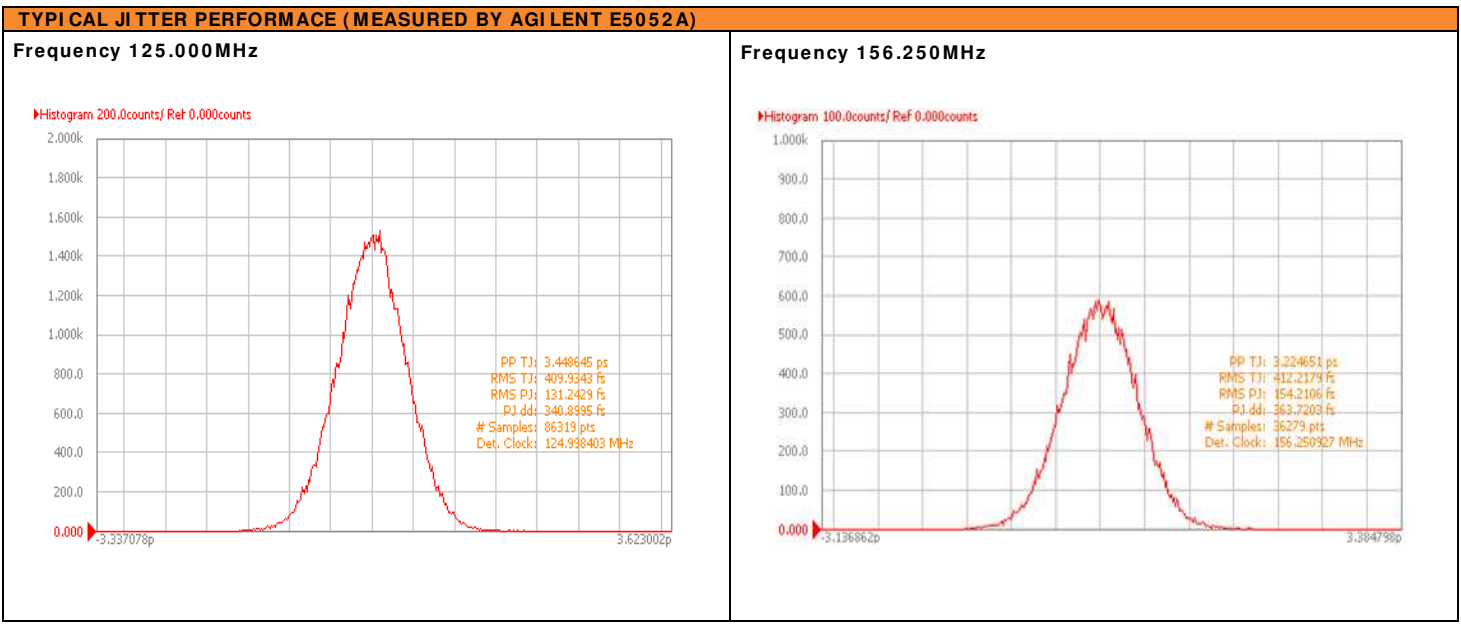
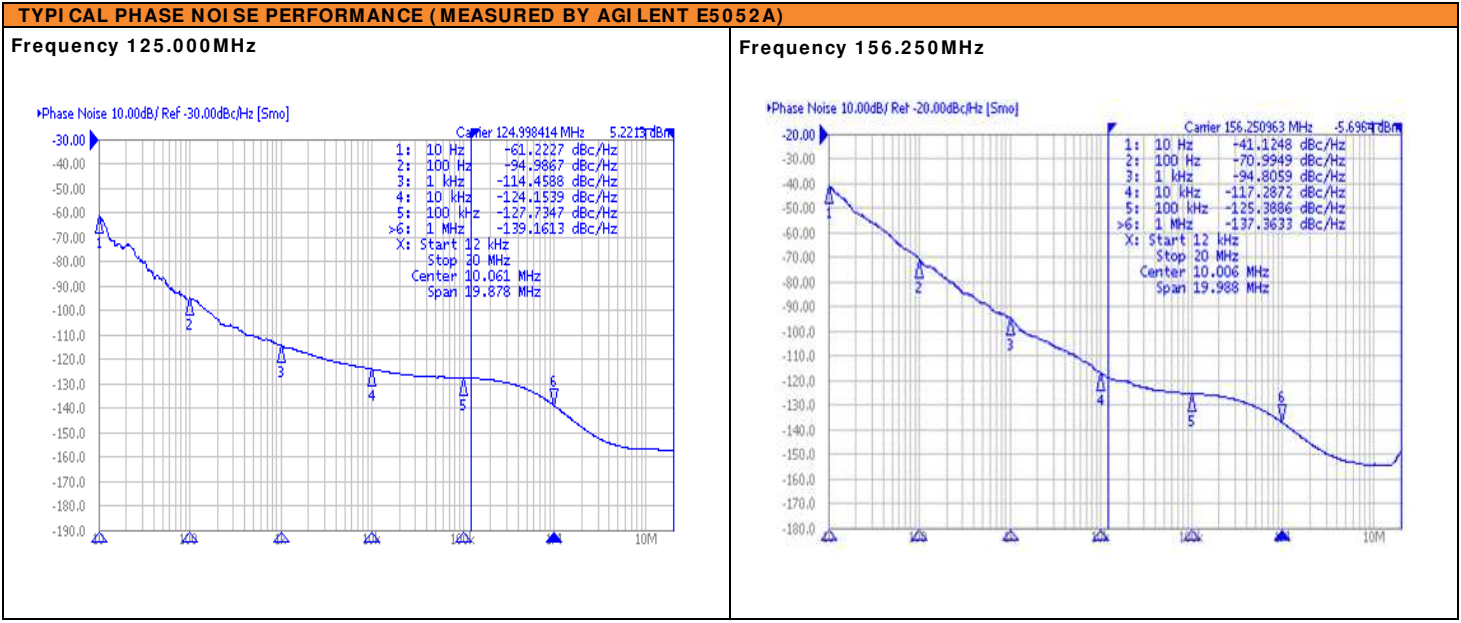
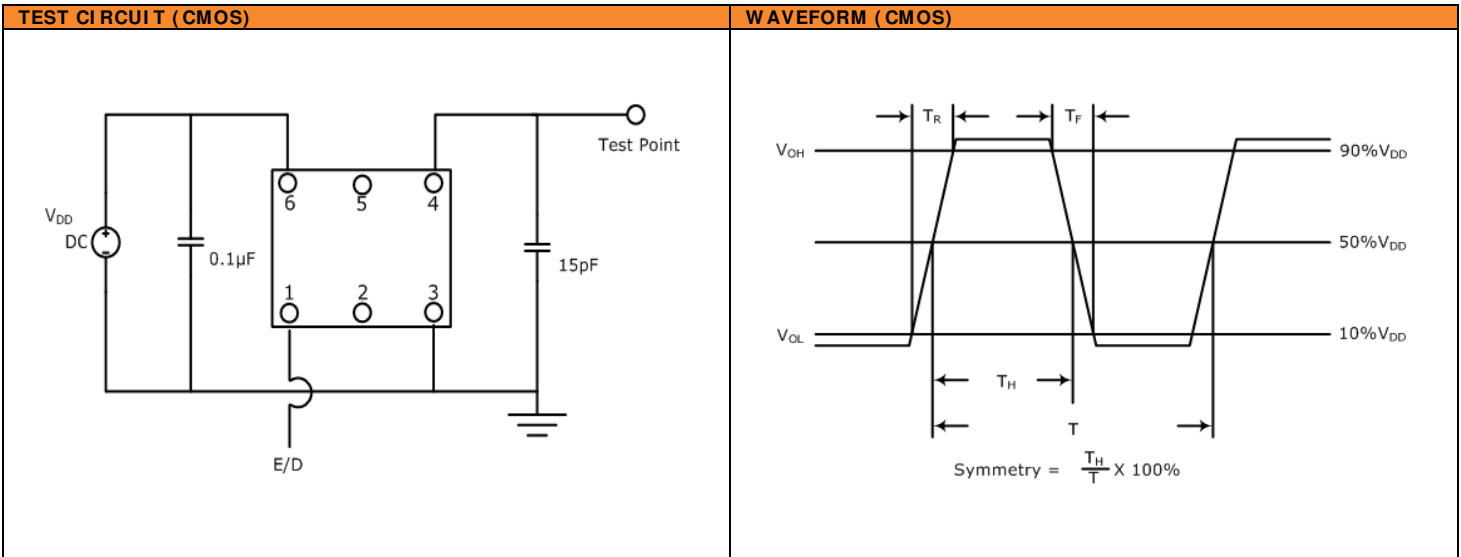
ELECTRICAL PARAMETERS	UNITS	MIN.	TYP.	MAX.	REMARKS
Frequency Range	MHz	8		250	
Frequency Stability (Includes Initial Tolerance at 25°C, Frequency Stability over Operating Temperature, Output Load Change, Supply Voltage Change, and First Year Aging at 25°C.)	ppm	-20		+20	See part numbering guide for options.
Operating Temperature	°C	-40		+85	See part numbering guide for options.
Storage Temperature		-55		+125	
Supply Voltage (V _{DD})	2.5V Option	2.375	2.5	2.625	
	3.3V Option	3.135	3.3	3.465	
Current (I _{DD})	2.5V Option			35	
	3.3V Option			40	
Output Load (CMOS)	pF			15	
Output Logic Levels	Output Logic High (V _{OH})	0.9* V _{DD}			
	Output Logic Low (V _{OL})			0.1* V _{DD}	
Rise (T _R) and Fall (T _F) Time	ns			3	
Symmetry (Duty Cycle)	%	45	50	55	
Tri-State Input Voltage	Enable	0.7* V _{DD}			No Connection.
	Disable			0.3* V _{DD}	
Start-Up Time	ms			10	
Phase Jitter (12kHz ~ 20MHz)	ps		0.5	1.5	

OUTLINE DRAWING

RECOMMENDED LAND PATTERN

PIN	FUNCTION
1	TRI-STATE or NC
2	NC
3	GND
4	OUTPUT
5	NC
6	V _{DD}

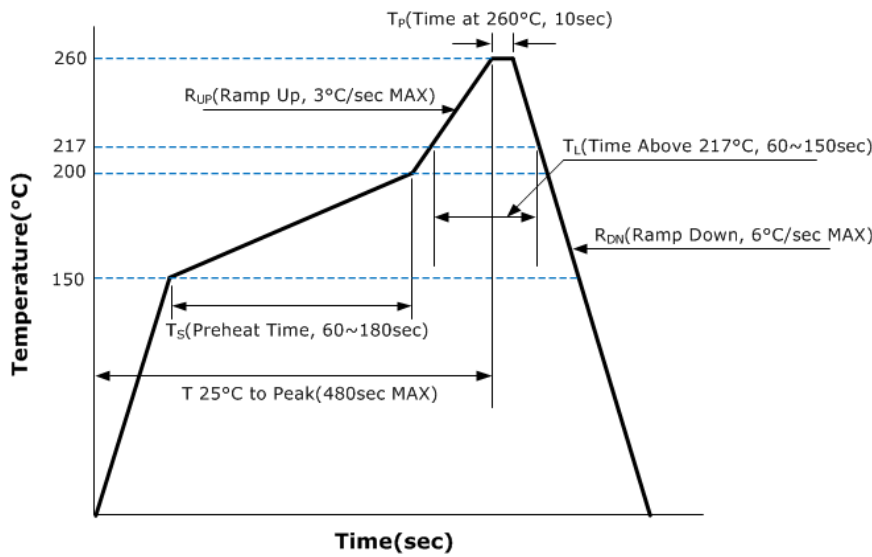
NOTE: Dimensions in millimeters (mm).



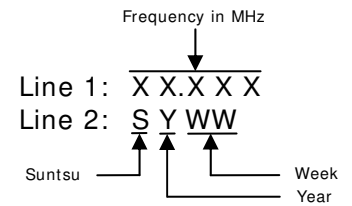
ENVIRONMENTAL & MECHANICAL SPECIFICATIONS

Temperature Cycling	MIL-STD-883, Method 1010, Condition B
Fine Leak Test	MIL-STD-883, Method 1014, Condition A
Gross Leak Test	MIL-STD-883, Method 1014, Condition C
Mechanical Shock	MIL-STD-883, Method 2002, Condition B
Vibration	MIL-STD-883, Method 2007, Condition A
Moisture Resistance	MIL-STD-883, Method 1004
Moisture Sensitivity	J-STD-020, MSL 1
Resistance to Soldering Heat	MIL-STD-202, Method 210, Condition K
Resistance to Solvents	MIL-STD-202, Method 215
Solderability	MIL-STD-883, Method 2003

REFLOW PROFILE

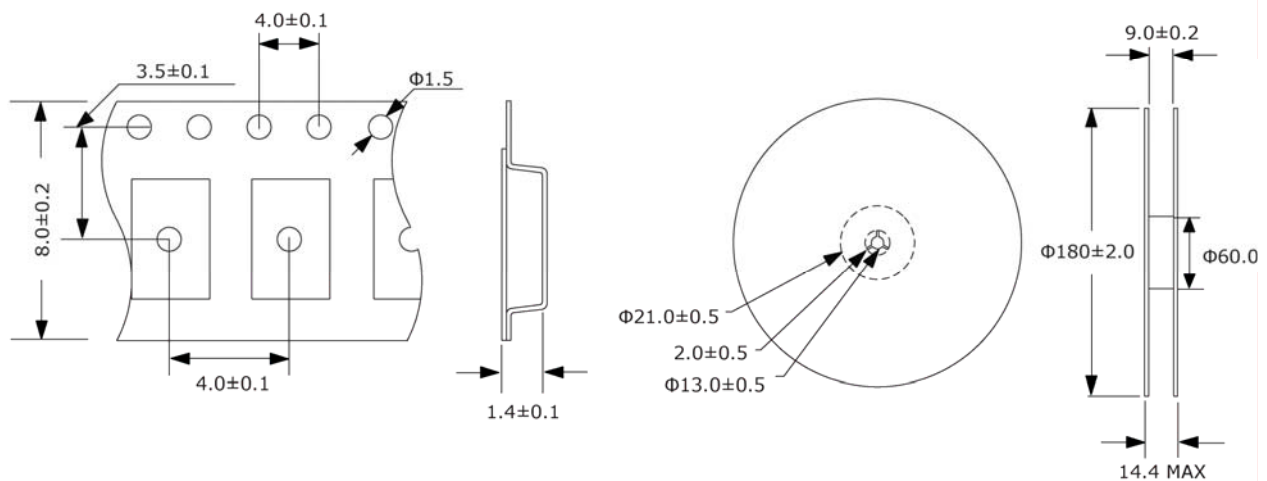


MARKING



TAPE AND REEL DIMENSIONS

3,000pcs/reel



NOTE: Dimensions in millimeters (mm); drawing is not to scale.