

FEATURES	APPLICATIONS
<ul style="list-style-type: none"> <li>- ±20ppm (Tolerance) Available</li> <li>- Gull-Wing Leads with Metal Jacket for SMD Type</li> <li>- RoHS Compliant</li> <li>- Reflow Capable</li> <li>- Tape and Reel</li> </ul>	<ul style="list-style-type: none"> <li>- Real Time Clock</li> <li>- Measurement Instruments</li> <li>- Wireless Applications</li> </ul>



**PART NUMBERING GUIDE**

**SUNTSU WATCH CRYSTAL GULL-WING** → **SWG 6J 2 12 D 48 - 32.768kHz** ← **FREQUENCY (kHz)**

**6.3mm x 2.5mm with Metal Jacket**

**2 LEAD**

**LOAD CAPACITANCE**  
 12: 12.5pF  
 9: 9.0pF  
 7: 7.0pF  
 6: 6.0pF

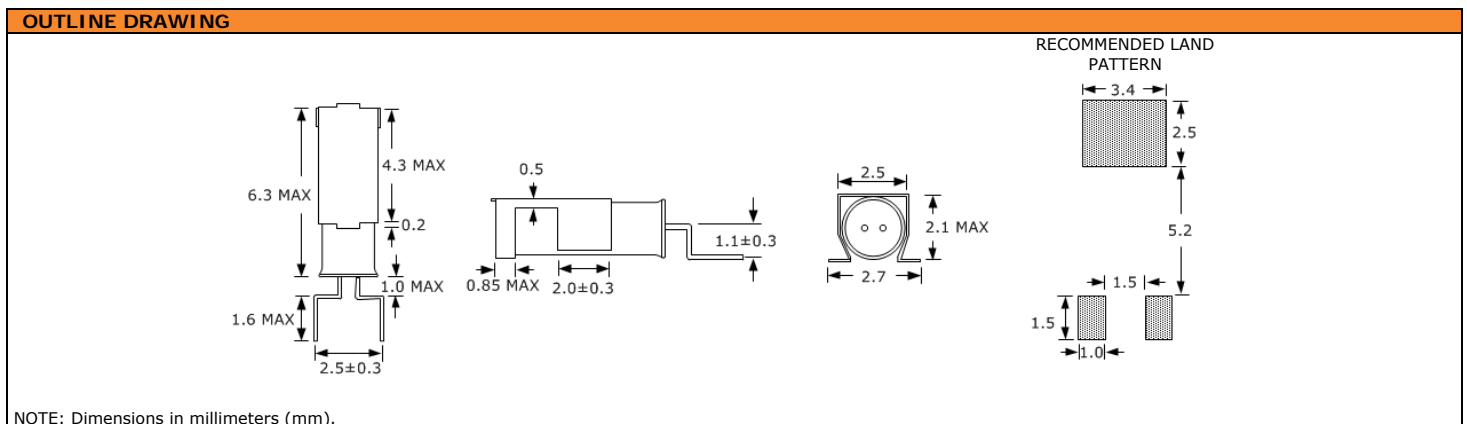
**OPERATING TEMPERATURE RANGE**  
 16: -10°C to + 60°C  
 48: -40°C to + 85°C

**FREQUENCY TOLERANCE**  
 D: ±20ppm  
 F: ±10ppm

Cage Code: 4GUT4  
 To customize your parameters contact a Suntsu representative.

ELECTRICAL PARAMETERS	UNITS	MIN.	TYP.	MAX.	REMARKS
Frequency	kHz		32.768		
Frequency Tolerance at +25°C	ppm	-20		+20	See part numbering guide for options.
Frequency Stability vs. Aging	ppm	-3		+3	First year @ +25°C.
Frequency Coefficient (β)	ppm/T <sup>2</sup>	-0.040	-0.034	-0.028	
Operating Temperature	°C	-40		+85	See part numbering guide for options.
Turnover Temperature	°C	+20	+25	+30	
Storage Temperature	°C	-55		+125	
Load Capacitance	pF	6		12.5	See part numbering guide for options.
Shunt Capacitance	pF		1.5		
Drive Level	μW			1	
Insulation Resistance	MΩ	500			@ 100V <sub>DC</sub> ± 15V.
Equivalent Series Resistance	kΩ			50	

**OUTLINE DRAWING**

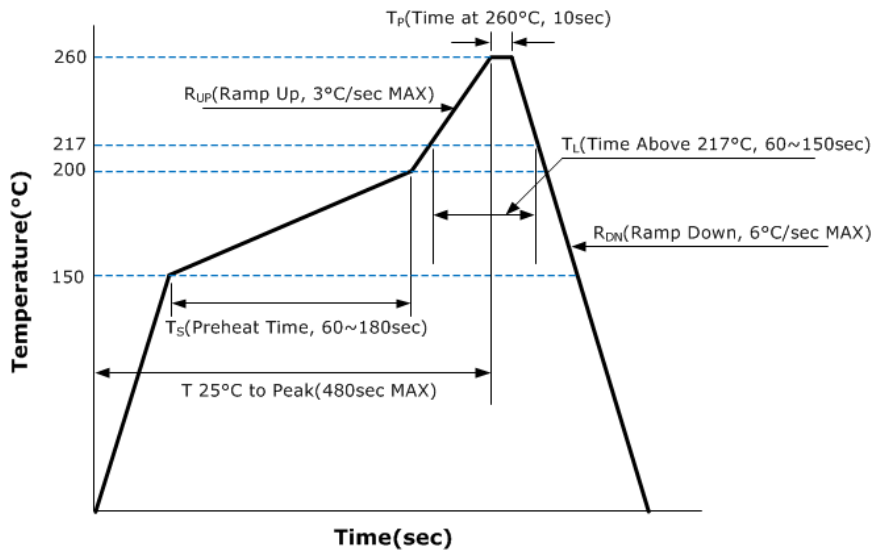


NOTE: Dimensions in millimeters (mm).

### ENVIRONMENTAL & MECHANICAL SPECIFICATIONS

Temperature Cycling	MIL-STD-883, Method 1010, Condition B
Fine Leak Test	MIL-STD-883, Method 1014, Condition A
Gross Leak Test	MIL-STD-883, Method 1014, Condition C
Mechanical Shock	MIL-STD-202, Method 213, Condition B
Vibration	MIL-STD-883, Method 2007, Condition A
Moisture Resistance	MIL-STD-883, Method 1004
Moisture Sensitivity	Hermetically Sealed, MSL=N/A: Not Applicable
Resistance to Soldering Heat	MIL-STD-202, Method 210, Condition B
Resistance to Solvents	MIL-STD-202, Method 215
Solderability	MIL-STD-883, Method 2003

### REFLOW PROFILE

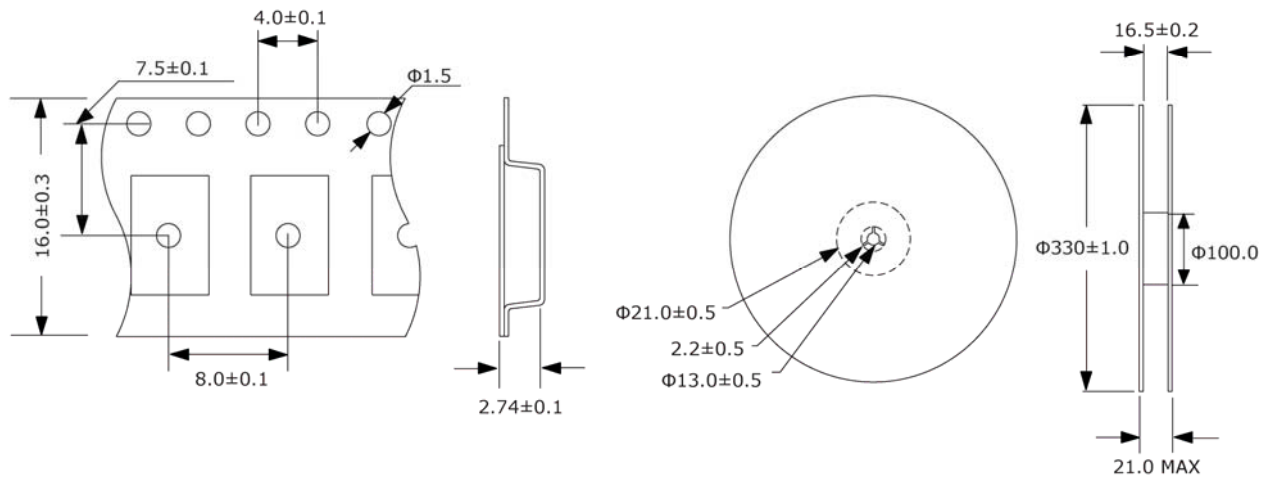


### MARKING

Line 1: 32.768 Y WW  
 Frequency in kHz      Year      Week

### TAPE AND REEL DIMENSIONS

2,000pcs/reel



NOTE: Dimensions in millimeters (mm); drawing is not to scale.