
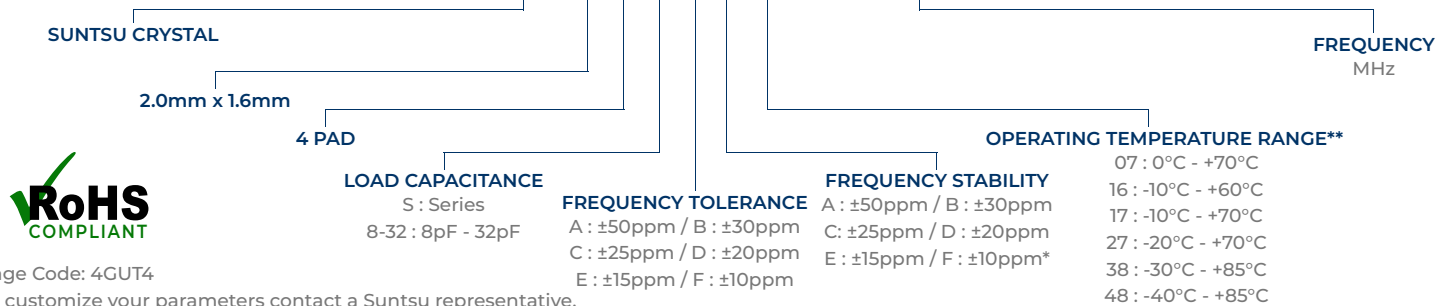


Features
<ul style="list-style-type: none"> <li>±10ppm/±10ppm (Tolerance/Stability) Available</li> <li>Ultra-Miniature Package</li> <li>AT-Cut Fundamental</li> <li>Tape and Reel</li> </ul>

Applications
<ul style="list-style-type: none"> <li>Office Automation</li> <li>Audio/Visual Bluetooth</li> <li>Small Communication Devices</li> <li>SSD</li> <li>USB</li> </ul>


**Part Numbering Guide**
**SXT 21 4 18 A A 48 - 25.000M**


Cage Code: 4GUT4

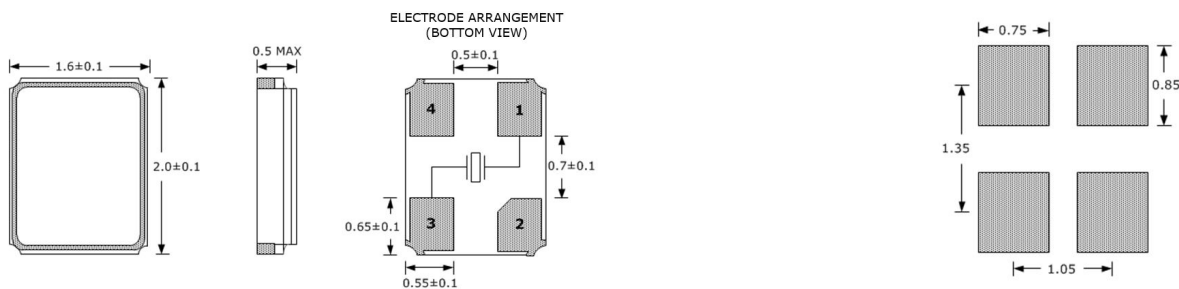
To customize your parameters contact a Suntsu representative.

\* For frequency stability option F contact a Suntsu representative. \*\* For operating temperatures of -55-125°C a Suntsu representative.

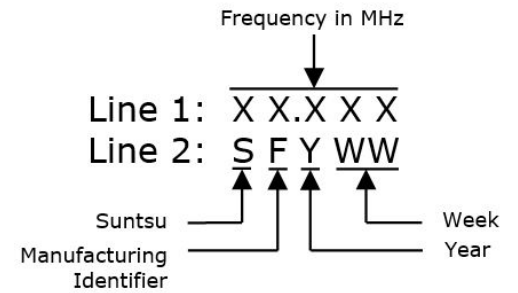
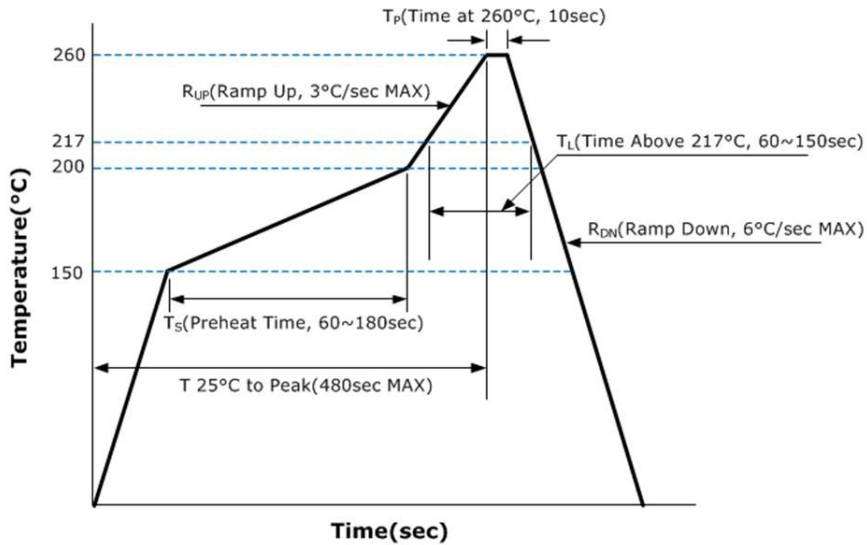
Electrical Parameters	Units	Minimum	Typical	Maximum	Remarks
Frequency Range	MHz	16		60	AT-Cut Fundamental.
Frequency Tolerance at +25°C	ppm	-10		+10	See part numbering guide for options.
Frequency Stability v's Op Temp	ppm	-10		+10	See part numbering guide for options.
Frequency Stability v's Aging	ppm	-2		+2	First year @ +25°C.
Operating Temperature	°C	-40		+85	
Storage Temperature	°C	-40		+125	See part numbering guide for options.
Load Capacitance	pF	8		16	
Shunt Capacitance	pF			5	See part numbering guide for options.
Drive Level	μW		50	100	
Insulation Resistance	MΩ	500			@ 100VDC ± 15V.
16.000MHz ~ 20.999MHz	Ω			200	AT-Cut Fundamental
ESR - 21.000MHz ~ 25.999MHz	Ω			120	AT-Cut Fundamental
26.000MHz ~ 40.999MHz	Ω			100	AT-Cut Fundamental
41.000MHz ~ 60.000MHz	Ω			60	AT-Cut Fundamental

**Outline Drawing & Recommended Landed Pattern**

All dimensions are in millimeters (mm) unless otherwise noted. Drawings are not to scale.



Environmental Specifications		Mechanical Specifications	
Temperature Cycling	MIL-STD-883, Method 1010, Condition B	Mechanical Shock	MIL-STD-202, Method 213, Condition B
Fine Leak Test	MIL-STD-883, Method 1014, Condition A	Vibration	MIL-STD-883, Method 2007, Condition A
Gross Leak Test	MIL-STD-883, Method 1014, Condition C	Resistance to Soldering Heat	MIL-STD-202, Method 210, Condition K
Moisture Resistance	MIL-STD-883, Method 1004	Resistance to Solvents	MIL-STD-202, Method 215
Moisture Sensitivity	J-STD-020, MSL 1	Solderability	MIL-STD-883, Method 2003

**Reflow Profile & Part Marking**

**Tape And Reel Dimensions**

All dimensions are in millimeters (mm) unless otherwise noted. Drawings are not to scale.

3,000pcs / Reel

