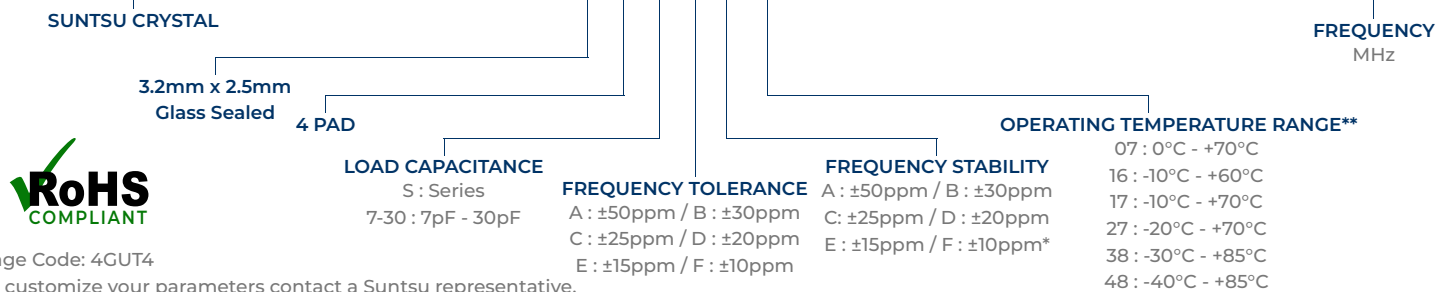


Features
<ul style="list-style-type: none"> ±10ppm/±10ppm (Tolerance/Stability) Available Ultra-Miniature Package Glass Sealed AT-Cut Fundamental Tape and Reel

Applications
<ul style="list-style-type: none"> Automotive Applications PCMCIA Wireless Applications High Density Applications


Part Numbering Guide
SXT 3G 4 18 A A 48 - 16.000M


Cage Code: 4GUT4

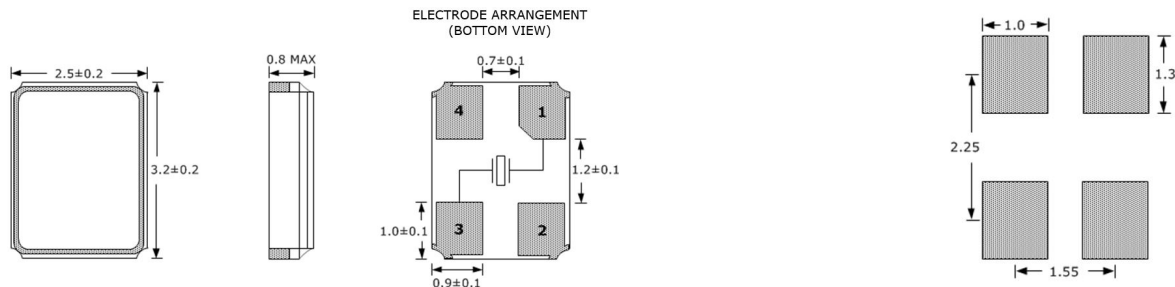
To customize your parameters contact a Suntsu representative.

* For frequency stability option F contact a Suntsu representative. ** For operating temperatures of -55-125°C a Suntsu representative.

Electrical Parameters	Units	Minimum	Typical	Maximum	Remarks
Frequency Range	MHz	10		60	AT-Cut Fundamental.
Frequency Tolerance at +25°C	ppm	-10		+10	See part numbering guide for options.
Frequency Stability v's Op Temp	ppm	-10		+10	See part numbering guide for options.
Frequency Stability v's Aging	ppm	-3		+3	First year @ +25°C.
Operating Temperature	°C	-40		+85	
Storage Temperature	°C	-40		+125	See part numbering guide for options.
Load Capacitance	pF	8		18	
Shunt Capacitance	pF			5	See part numbering guide for options.
Drive Level	μW		10	200	
Insulation Resistance	MΩ	500			@ 100VDC ± 15V.
10.000MHz	Ω			250	AT-Cut Fundamental
11.000MHz ~ 15.999MHz	Ω			100	AT-Cut Fundamental
ESR - 16.000MHz ~ 25.999MHz	Ω			70	AT-Cut Fundamental
26.000MHz ~ 29.999MHz	Ω			60	AT-Cut Fundamental
30.000MHz ~ 60.000MHz	Ω			50	AT-Cut Fundamental

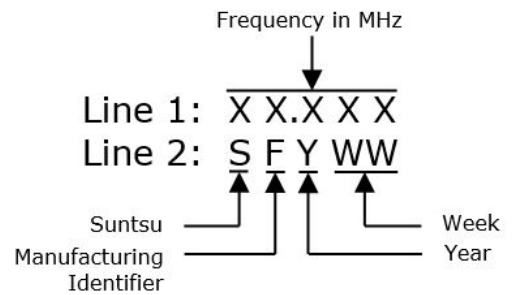
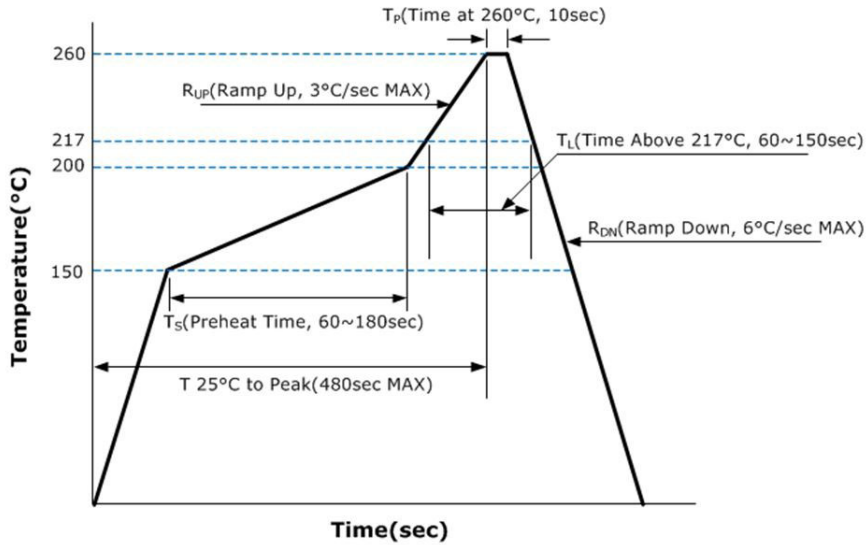
Outline Drawing & Recommended Landed Pattern

All dimensions are in millimeters (mm) unless otherwise noted. Drawings are not to scale.



Environmental Specifications		Mechanical Specifications	
Temperature Cycling	MIL-STD-883, Method 1010, Condition B	Mechanical Shock	MIL-STD-202, Method 213, Condition B
Fine Leak Test	MIL-STD-883, Method 1014, Condition A	Vibration	MIL-STD-883, Method 2007, Condition A
Gross Leak Test	MIL-STD-883, Method 1014, Condition C	Resistance to Soldering Heat	MIL-STD-202, Method 210, Condition K
Moisture Resistance	MIL-STD-883, Method 1004	Resistance to Solvents	MIL-STD-202, Method 215
Moisture Sensitivity	J-STD-020, MSL 1	Solderability	MIL-STD-883, Method 2003

Reflow Profile & Part Marking



Tape And Reel Dimensions

All dimensions are in millimeters (mm) unless otherwise noted. Drawings are not to scale.

3,000pcs / Reel

