

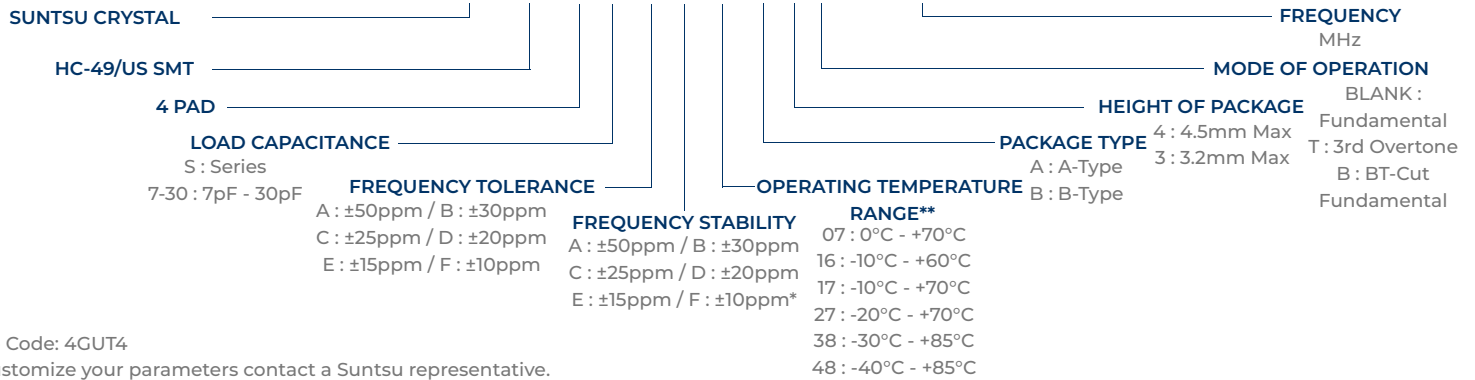
Features
• $\pm 10$ ppm/ $\pm 10$ ppm (Tolerance/Stability) Available
• RESISTANCE WELD
• AT-Cut or BT-Cut
• Tape and Reel

Applications
• Microprocessors
• Computers
• Modems
• Wireless Applications



**Part Numbering Guide**

**SXT HM 4 18 A A 48 A 4 T - 4.000M**



Cage Code: 4GUT4

To customize your parameters contact a Suntsu representative.

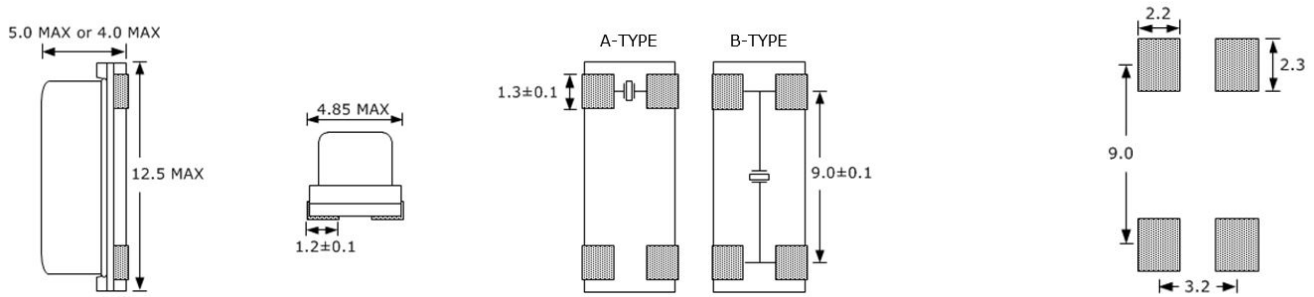
\* For frequency stability option F contact a Suntsu representative. \*\* For operating temperatures of -55-125°C a Suntsu representative.

Electrical Parameters	Units	Minimum	Typical	Maximum	Remarks
Frequency Range	MHz	3		40	AT-Cut Fundamental
Frequency Range	MHz	20		50	3 <sup>rd</sup> Overtone
Frequency Range	MHz	24		90	See part numbering guide for options.
Frequency Tolerance at +25°C	ppm	-10		+10	See part numbering guide for options.
Frequency Stability v's Op Temp	ppm	-10		+10	See part numbering guide for options.
Frequency Stability v's Aging	ppm	-3		+3	First year @ +25°C.
Operating Temperature	°C	-40		+85	See part numbering guide for options.
Storage Temperature	°C	-40		+125	
Load Capacitance	pF	7		30	See part numbering guide for options.
Shunt Capacitance	pF			7	
Drive Level	μW		100	500	
Insulation Resistance	MΩ	500			@ 100VDC ± 15V.
3.000MHz ~ 3.799MHz	Ω			180	AT-Cut Fundamental
3.800MHz ~ 4.499MHz	Ω			150	AT-Cut Fundamental
4.500MHz ~ 5.999MHz	Ω			120	AT-Cut Fundamental
6.000MHz ~ 7.999MHz	Ω			100	AT-Cut Fundamental
8.000MHz ~ 9.999MHz	Ω			80	AT-Cut Fundamental
ESR - 10.000MHz ~ 12.999MHz	Ω			60	AT-Cut Fundamental
13.000MHz ~ 19.999MHz	Ω			50	AT-Cut Fundamental
20.000MHz ~ 40.000MHz	Ω			30	AT-Cut Fundamental
20.000MHz ~ 50.000MHz	Ω			40	BT-Cut Fundamental
24.000MHz ~ 39.999MHz	Ω			100	3 <sup>rd</sup> Overtone
40.000MHz ~ 90.000MHz	Ω			80	3 <sup>rd</sup> Overtone

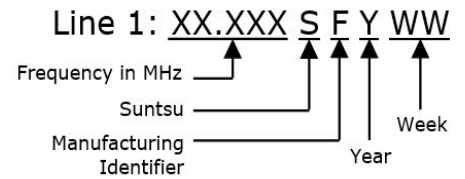
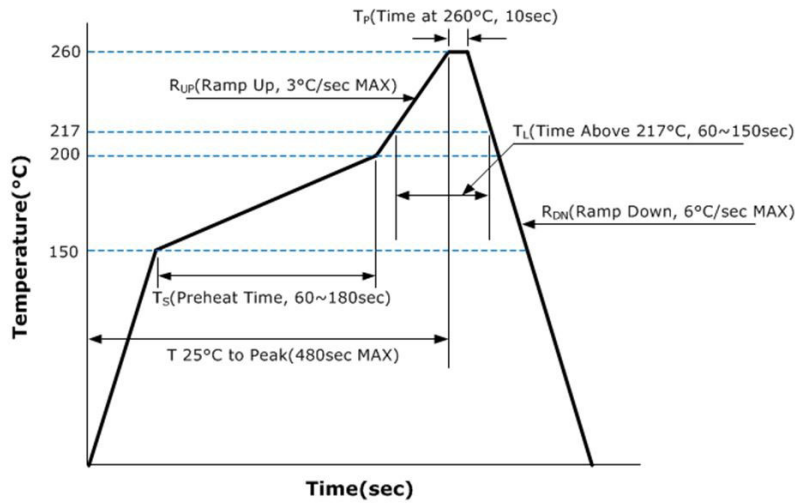
## Outline Drawing & Land Pattern

All dimensions are in millimeters (mm) unless otherwise noted. Drawings are not to scale.

### ELECTRODE ARRANGEMENT (BOTTOM VIEW)



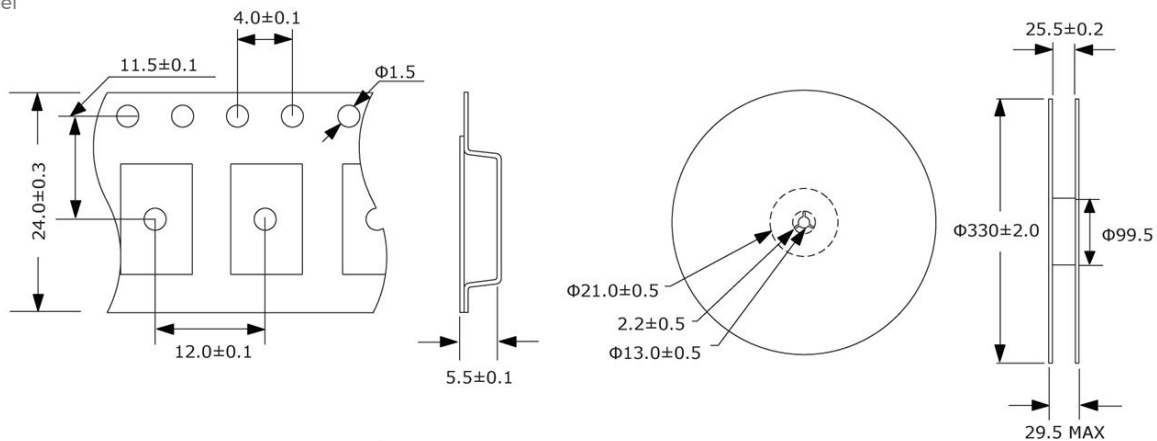
## Reflow Profile & Part Marking



## Tape And Reel Dimensions

All dimensions are in millimeters (mm) unless otherwise noted. Drawings are not to scale.

1,000pcs / Reel



Environmental Specifications		Mechanical Specifications	
Temperature Cycling	MIL-STD-883, Method 1010, Condition B	Mechanical Shock	MIL-STD-202, Method 213, Condition C
Fine Leak Test	MIL-STD-883, Method 1014, Condition A	Vibration	MIL-STD-883, Method 2007, Condition A
Gross Leak Test	MIL-STD-883, Method 1014, Condition C	Resistance to Soldering Heat	MIL-STD-202, Method 210, Condition K
Moisture Resistance	MIL-STD-883, Method 1004	Resistance to Solvents	MIL-STD-202, Method 215
Moisture Sensitivity	J-STD-020, MSL 1	Solderability	MIL-STD-883, Method 2003